


# SNMP

Network card CS141BSC-6



TECHNICAL SPECIFICATION

An SNMP card allows you to monitor the status of the UPS remotely via an IP connection. This allows system administrators to monitor UPS operation from any location, without having to be physically present at the UPS. It is possible to configure various useful functions to monitor the correct operation of the UPS. The card is inserted into the appropriate slot on the rear panel of the UPS and, using the appropriate software, it is possible to access the web page to monitor the correct operation of the UPS..

- **Modern and flexible interface to ensure comfort and security.**  
Access the CS141 directly via the modern and intuitive, light-weight web interface to manage all functions. For developers and programmers, the CS141 offers the with the GENEREX API a powerful additional interface that can be used to program the device directly or script-controlled. Create and adapt script solutions designed for your infrastructure, automate time-controlled configuration work, or let your script solution export and filter log files with custom comments about system events, realize scheduled backup/restore solutions to automate firmware updates and much more.
- **Ultimate flexibility - Combine the CS141 with nearly any device.**  
The CS141 web manager supports more than 1400 UPS models from over 120 manufacturers - either directly via native serial protocols, via network protocol SNMP (private MIB and RFC1628) as well as via contacts.  
Manage with the CS141 almost any UPS device on the market.
- **1000 Mbit / s Gigabit Ethernet Adapter.**  
In order to ensure the best system compatibility and speed in data transmission, the CS141 Web Manager will use a modern Gigabit network interface with the HW161 revision update and can thus be used both in new infrastructure installations and in existing systems with 100Mbit or 10Mbit.
- **Fully automatable control of time-critical UPS and IT management devices.**  
The CS141 was designed along the lines of PLC systems and offers extensive programming options for automation. In addition to event management with AND/OR Logic, an event planner is also supplied to program recurring tasks such as battery tests, status emails, etc. for many years, months and days.
- **Multi server shutdown, emergency procedures and system start up control.**  
For a safe, secure system shutdown.  
For an organized, controlled system restart.
- **Time-accurate event and measurement logs via fail-safe Real Time Clock.**  
Evaluate the time sequence of an incident: The CS141 logs all measurement data and events with precise time stamps. The non-volatile memory-stored records can be used to reconstruct the time line in case of an incident. A build-in NTP client ensures precise time stamps for all collected data and helps to evaluate what happened.
- **Complex communication and notification system and largest data storage on the market.**  
The CS141 WEBMANAGER can do more than collect, process and provide information in its own non-volatile memory than any other device on the market! The CS141 has many possibilities to communicate the collected data to higher and lower-level systems:
  - E-Mail/SMS - Notification
  - Email Trap for UNMS Remote Monitoring
  - MODBUS included
  - BACnet over IP industrial standard
  - PROFIBUS/LONBUS and more...
  - SNMP included
  - Remote Syslog
  - RADIUS Support
  - RADIUS 802.1X EAP Support

- **More protocol on network security and network services.**

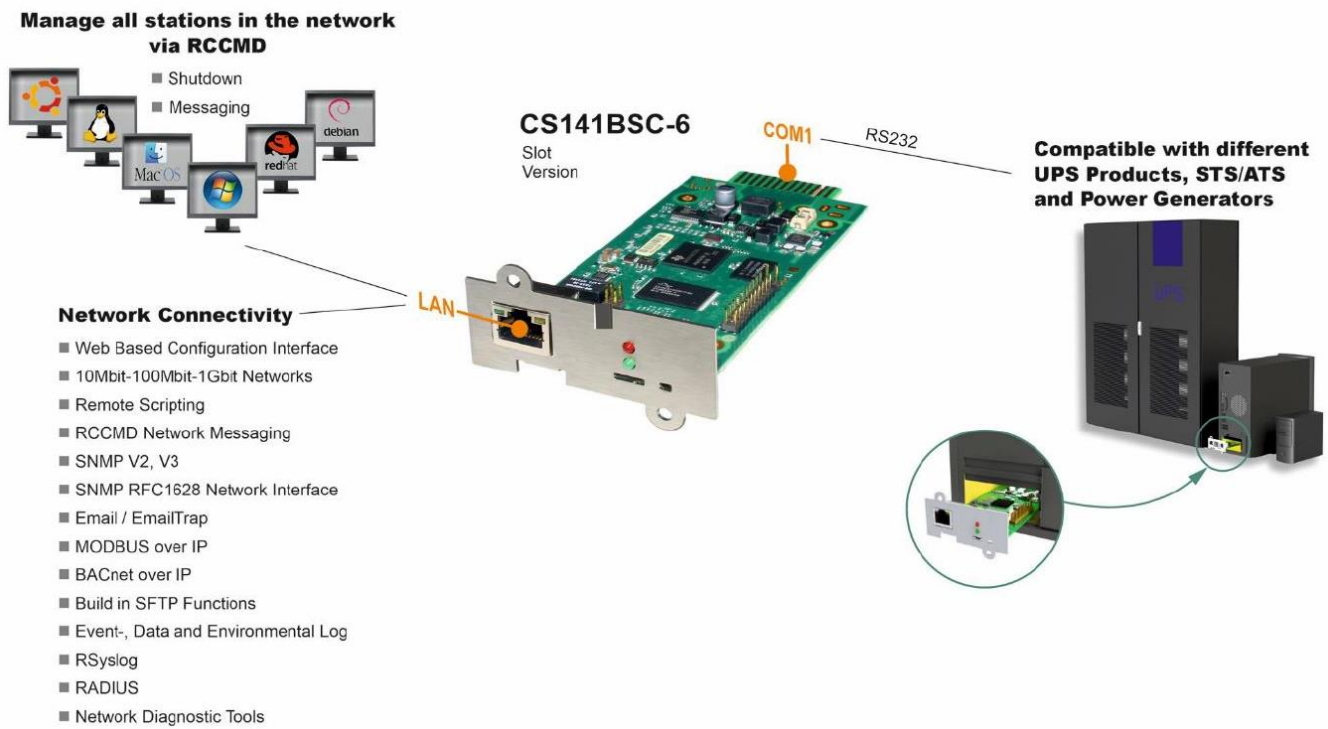
The CS141 WEBMANAGER supports all common system-relevant network services and fits seamlessly into any existing IT infrastructure, in addition to the protocols and services mentioned above: IPv4 and IPv6, sFTP, http/HTTPs, DHCP, DNS and UPSTCP for the UNMS software.

- **Additional security services for your network.**

- Use your own certificates
- Advanced tamper protection
- Intelligent system crash prevention
- High Security Screening Support included
- Digitally signed firmware updates


- **Certified for UL 2900.1 for high security areas.**

- **Designed to meet security standards according to IEC 6211.**




## Technical specifications

Model	CS141BSC-6
Power consumption	12V (min. 9V, max. 30V DC), 150 mA
Size (W x L x H), Weight	69 x 126 x 35mm, 210 g
Network / LAN	HW141: 10/ 100/ Mbit Base-T auto sense HW161: 1000 Mbit Base-T auto sense
RS-232 interface	1
RS-485 interface	-
Reset Button	HW141: - HW161: 1
USB Interface	-
AUX Interface	-
MODBUS over IP	Standard
BACnet over IP	Standard
Remote Syslog	Standard
Radius Server support	Standard
Status LED's	normal green, boot/error red
User manual	German, Englisch
MIB file	RFC 1628 and private extentions
Operating temperature.	0 – 45 °C
Storage temperature	0 – 70 °C
Max. operating ambient temperature	45 °C
CPU	ARM Cortex A8 800 MHz
Flash Memory	HW141: 512 MB HW161: 8 GB
RAM	HW141: 128 MB DDR3 HW161: 512 MB DDR3
Humidity	20-95%, not condensing
Certification	CE, UL/NEMKO
MTBF (EN/IEC 61709)	849.192 hours (96,9 years)



Description	Function	
1 COM-Port 1	Serial Interface to connect an UPS or another device with an original RS232 cable	
2 COM-Port 2	Communication port to connect additional devices for use with CS141 devices: GSM Modem, temperature and humidity sensors, SENSORMANAGER, Fieldbus devices (MODBUS RS232, PROFIBUS, LONBus, etc.) Available at CS141L-6, CS141SC-6, CS141MINI-6, CS141SYMINI-6 & CS141R_2-6 = RS232 Available at CS141LM-6 & CS141SCM-6 = RS485 (not equipped CS141BSC-6)	
3 LAN-Port	Ethernet 10/100/1000 Mbit Interface with integrated status LEDs Green LED: General connection indicator Yellow LED: network traffic indicator	
4 DC- Input	12 V switching power adapter input - only available for external CS141 devices	
5 AUX	Additional port for connection CON_R_AUX4 and BACS Available at CS141L-6, CS141LM-6, CS141SC-6, CS141SCM-6, CS141MINI-6, CS141SYMINI-6 & CS141R_2-6	
6 Status-LEDs	<b>CS141 operating state</b>	<b>LED condition alert</b>
	Unpacking and installing operating system during update procedure	Red LED blinks
	Unpacking failure during update procedure	Red LED blinks fast
	Booting / powering up	Red LED is on
	Connections lost to external devices (UPS, Sensors, etc.)	Red and green LED static on
	Normal operation state—connection to all devices is OK	Green LED blinks
7 Sliding switch	Toggle different boot conditions  <b>Center position:</b> Configuration mode with hard-coded IP address: The CS141 can only be reached via the hard-coded IP - Address 10.10.10.10. The mode will be activated after a reboot, choose between software reboot and cold start.	
	<b>Right position:</b> Automatic DHCP-mode - The CS141 will obtain an IP address via local network infrastructure devices. Please check the MAC Address of the CS141 to find the valid IP address at your DHCP server.	
	<b>Left position:</b> Manual IP address mode - Please configure IP address data manually.	
8 USB	AUTOSTORE export to USB flash drive or WIFI/WLAN or UPS.	
9 Reset Button	This button to restarts the CS141 directly. All not saved data are lost.	



# Naicon

UNIT



Diloc



Elsist



Naicon srl Via il Caravaggio, 25 Trecella I 20060 Pozzuolo Martesana - Milano (Italy)  
Tel. +39 02 95.003.1 Fax +39 02 95.003.313 [www.naicon.com](http://www.naicon.com) e-mail: [naicon@naicon.com](mailto:naicon@naicon.com)

